

## SOAP CARVING ASSIGNMENT

As part of the assessment, you are going to carve a tooth – a mandibular first molar – out of a bar soap. The goal of this exercise is to develop and assess your psychomotor skills prior to admission to dental school.

You have to prepare the carved soap prior to the interview. The result will be assessed during the interview session.

Enjoy and all the best!

\* \* \*

### Armamentarium:

1. A soap bar (no preference brand and colour)
2. Cutting knife
3. A4 paper

### Reference Video:

<https://www.youtube.com/watch?v=jumNalMurlg>

### Instructions:

1. Print and cut the image of **Figure B** on A4 paper.
2. Sketch the image on the soap bar according to the dimension of printed A4 paper.
3. Cut and carve the soap bar according to the morphology of the tooth.

### Reference:

- Please refer to **Figure A** for the actual image of the tooth.
- Please refer to link given (<https://www.youtube.com/watch?v=jumNalMurlg>) as a reference video for step-by-step procedure.

Figures:

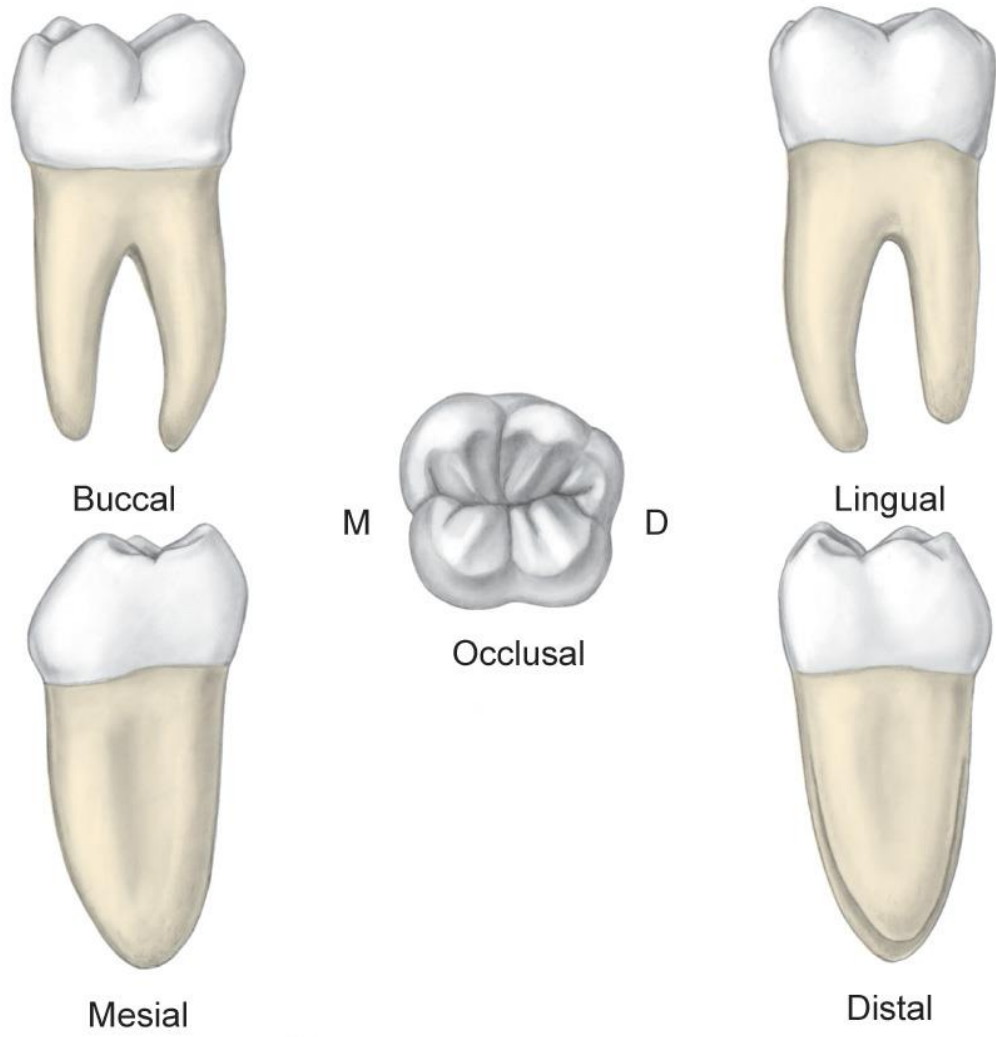
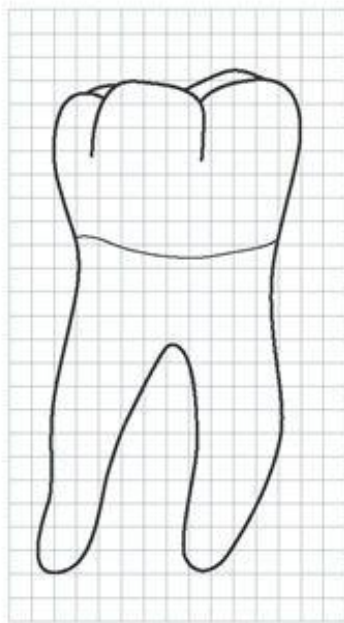
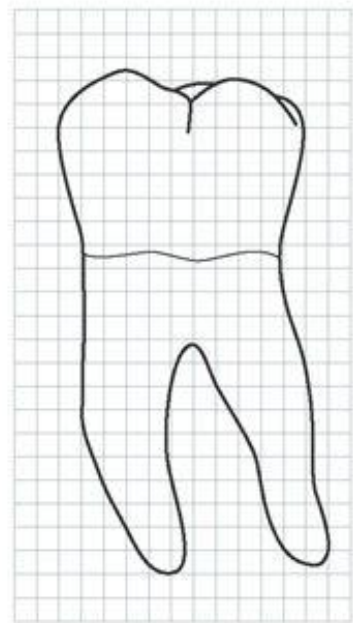


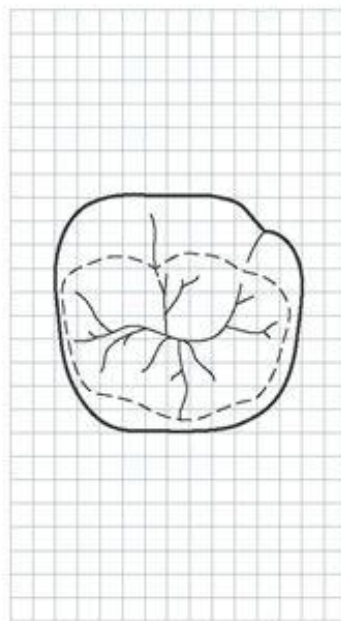
Figure A: Actual image of mandibular first molar



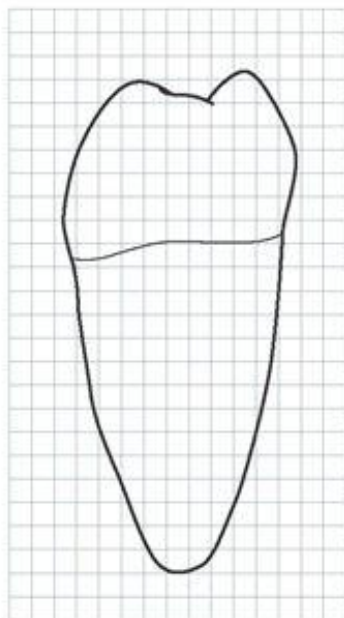
Buccal



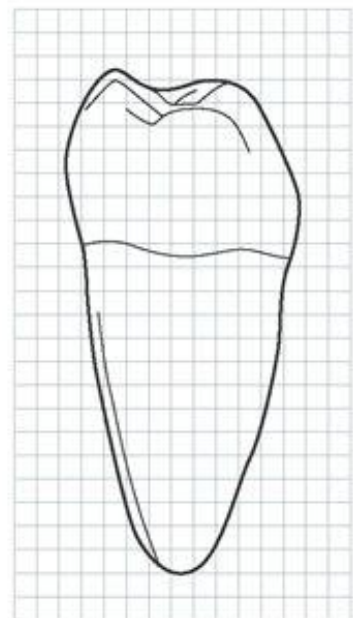
Lingual



Occlusal



Mesial



Distal

**Figure B:** Illustrated image of mandibular first molar