

ENTRANCE EXIT SURVEY SYSTEM

Sistem entrance / exit survey adalah satu bentuk penilaian yang dibuat pada setiap semester berkaitan dengan setiap kursus yang ditawarkan. Penilaian entrance dibuat pada awal semester sekitar minggu pertama hingga minggu ke empat untuk mengukur tahap pengetahuan sedia ada pelajar berkaitan kursus yang didaftarkan. Sementara penilaian exit dilaksanakan di akhir semester (minggu ke tiga belas dan empat belas) bagi menilai semula tahap pengetahuan pelajar setelah mengikuti kursus terlibat sekiranya terdapat peningkatan atau penurunan di dalam tahap penguasaan mereka. Penilaian ini adalah salah satu keperluan dalam 'Outcome Base Education'. Sistem ini mula digunapakai bermula Mei-Okt 2011.

Keperluan sebagai RP

- 1) Dilantik oleh fakulti/kampus.
- 2) Mesti mendaftar sebagai pengguna i-Learn. Setelah itu pihak i-Learn akan mendaftarkan pensyarah tersebut sebagai RP (Resource Person.)
- 3) Pensyarah mestilah telah bersedia dari segi bahan iaitu *Course Outcome (CO)*.

Panduan untuk Pensyarah

- 1) Login ke Portal i-Learn.
- 2) Enroll subjek sekiranya tidak terdapat dalam senarai. Kemudian klik pada subjek tersebut.



MY CORNER

- Profile
- Password
- Planner
- Enroll Course**

Click this button to enroll course

Please enter the **Course Code** of the course that you would like to add:

Course Code

Klik search after key in your course code as above..

Total Results : 1 myCourse (s)

Search results		
myCourse ID	myCourse Name	
TAX370	TAXATION 2	Add This Course

Click this link to add this course.

- 3) Paparan senarai subjek. Klik pada salah satu subjek untuk tujuan memasukkan entrance / exit survey.

myCourse	Announcement	i-Discuss	myDrawerRemove	
Accounting Studies Part 2 (AUAC21)	No Post	No Post	No Post	X
Computers And Information Processing (CSC134)	No Post	No Post	No Post	X
Introduction To Interactive Multimedia (CSC253)	No Post	No Post	No Post	X
Introduction To Computer Programming (CSC425)	No Post	No Post	No Post	X
E-learning 2 (ILE200)	No Post	No Post	No Post	X
Taxation 2 (TAX370)	No Post	No Post	No Post	X

- 4) Klik pada pautan Ent/Exit Survey. Pilih semester yang dikehendaki.

myCourse : TAXATION 2 (TAX370)

MYTOOLS

- Course Information
- Course Summary
- Announcement
- Course Content
- Support Materials
- Assignment/ Project
- Assessment
- SuFO (Team Teaching)
- Ent/Exit Survey**
- Course Forum
- Group
- Glossary
- References
- myDrawer
- Control Panel

Entrance/Exit Survey (by Semester)

List of Semester (TAX370)

Semester
Nov - Mar 2012 (Pre-Diploma / Diploma / Asasi Programmes)

- 5) Klik pada pautan create survey untuk memasukkan bahan. Pautan create survey akan hanya terpapar sekiranya pensyarah berkenaan adalah RP bagi subjek tersebut. Paparan di bawah juga memaparkan nama Resource Person bagi subjek berkenaan. Pengguna perlu menggunakan pelayar **Mozilla Firefox** untuk tujuan memasukkan survey.

The screenshot shows the MYTOOLS interface. On the left is a navigation menu with 'Ent/Exit Survey' highlighted. The main area has a 'Create Survey' button, a red warning message about using Mozilla Firefox, and a table with the following data:

TITLE	Description	Responder	Author

Additional text in the screenshot includes:

- *It is highly recommended to use mozilla firefox browser to create this survey
- *Entrance and Exit Survey will be created simultaneously once you create a survey
- *Only Published Survey can be answered by students. Click Publish to activate the survey
- *You can't edit a survey when it has at least 1 responder
- *Resource Person for ILE100 is : Azlan Abdul Aziz

- 6) Skrin tersebut akan terpapar setelah pautan create survey diklik. Sila lengkapkan maklumat yang diperlukan.

Contoh *description* adalah : *Please complete this inventory by circling the appropriate ratings*

The screenshot shows the survey creation form with the following fields and options:

- Title:** Entrance/Exit Survey
- Description:** [Empty text area]
- Scale 1:** Strongly Disagree
- Scale 2:** Disagree
- Scale 3:** Mixed Feeling
- Scale 4:** Agree
- Scale 5:** Strongly Agree
- Course Outcome 1:** + Question
- Course Outcome 2:** + Question
- Buttons:** Submit, Reset, add new course outcome, delete last course outcome

- 7) Bagi memasukkan maklumat *Course Outcome(CO)*, sila klik pada butang +Question. Klik pada butang –Question sekiranya hendak *remove* Question

Title Entrance/Exit Survey

Description

Scale 1 Strongly Disagree

Scale 2 Disagree

Scale 3 Mixed Feeling

Scale 4 Agree

Scale 5 Strongly Agree

Course Outcome 1

- Question 1
- Question 2

Course Outcome 2

- 8) Untuk menambah bilangan Course Outcome, sila klik butang add new course outcome seperti paparan di bawah.

Title Entrance/Exit Survey

Description

Scale 1 Strongly Disagree

Scale 2 Disagree

Scale 3 Mixed Feeling

Scale 4 Agree

Scale 5 Strongly Agree

Course Outcome 1

- Question 1
- Question 2

Course Outcome 2

Course Outcome 3

9) Setelah pasti dengan CO yang telah dimasukkan, sila klik butang Submit untuk menyimpan maklumat tersebut.

Title Entrance/Exit Survey

Description

Scale 1 Strongly Disagree

Scale 2 Disagree

Scale 3 Mixed Feeling

Scale 4 Agree

Scale 5 Strongly Agree

Course Outcome 1 + Question

- Question 1 - Question 1
- Question 2 - Question 2

Course Outcome 2 + Question

Course Outcome 3 + Question

Submit Reset add new course outcome delete last course outcome

10) Untuk tujuan mengaktifkan survey, sila klik pada salah satu check box Publish. Entrance dan exit tidak boleh diaktifkan pada waktu yang sama. Apabila salah satu telah aktif / publish, dan telah ada responden (pelajar), RP sama sekali tidak dibenarkan mengubah kandungan di dalam Course Outcome (CO). Ini kerana akan menyebabkan data yang tersimpan iaitu jawapan responden akan ter'delete' secara automatik. Justeru, RP perlulah memastikan senarai Course Outcome (CO) yang telah dimasukkan sebelum klik pada check box publish.

*Resource Person for ILE100 is : Azlan Abdul Aziz

TITLE	Description	Responder	Author	Created	Preview	Result	Edit	Delete	Tools
Entrance Survey	Circle the appropriate answer	0	Azlan Abdul Aziz	2012-02-20 16:12:21			<input type="checkbox"/>		
Exit Survey	Circle the appropriate answer	0	Azlan Abdul Aziz	2012-02-20 16:12:21			<input type="checkbox"/>		

11) Terdapat menu-menu tambahan lain seperti preview, Result, Edit dan Delete. Hanya RP sahaja dibenarkan untuk Edit dan Delete. Berikut adalah paparan bagi setiap menu-menu tersebut.

MYTOOLS

- Course Information
- Course Summary
- Announcement
- Course Content
- Support Materials
- Assignment/Project
- Assessment
- SuFO (Team Teaching)
- Ent/Exit Survey

Create Survey

***It is highly recommended to use mozilla firefox browser to create this survey**

*Entrance and Exit Survey will be created simultaneously once you create a survey
 *Only Published Survey can be answered by students. Click Publish to activate the survey
 *You can't edit a survey when it has at least 1 responder

*Resource Person for ILE000 is : **Siti Sapura binti Jailani**
 Semester : **NOV - MAR 2012**

ENTRANCE / EXIT FLOWCHART^{NEW}

Preview Result Edit Delete

TITLE	Description	Responder	Author	Created	Publish	Tools
Entrance Survey	Please complete this inventory by circling the appropriate ratings	0	Siti Sapura binti Jailani	2012-05-07 12:55:34	<input type="checkbox"/>	
Exit Survey	Please complete this inventory by circling the appropriate ratings	0	Siti Sapura binti Jailani	2012-05-07 12:55:34	<input type="checkbox"/>	

a) Preview

Sila klik pada menu tersebut untuk mendapatkan paparan pelajar.

ENTRANCE / EXIT FLOWCHART^{NEW}

Preview Result Edit Delete

TITLE	Description	Responder	Author	Created	Publish	Tools
Entrance Survey	Please complete this inventory by circling the appropriate ratings	0	Siti Sapura binti Jailani	2012-05-07 12:55:34	<input type="checkbox"/>	
Exit Survey	Please complete this inventory by circling the appropriate ratings	0	Siti Sapura binti Jailani	2012-05-07 12:55:34	<input type="checkbox"/>	

Berikut adalah paparan skrin yang dilihat oleh pelajar.

Title : Entrance Survey
 Description : Please complete this inventory by circling the appropriate ratings
 Author : trunkz
 Created : 2012-05-07 12:55:34
 Scale : 1 : Strongly Disagree, 2 : Disagree, 3 : Mixed Feeling, 4 : Agree, 5 : Strongly Agree

CO	Ng	Question	1	2	3	4	5
CO 1	1	I can define the term multimedia clearly	<input type="radio"/>	<input type="radio"/>	<input type="radio"/>	<input type="radio"/>	<input type="radio"/>
CO 1	2	I am able to recognize multimedia elements correctly	<input type="radio"/>	<input type="radio"/>	<input type="radio"/>	<input type="radio"/>	<input type="radio"/>
CO 1	3	I am capable of employing multimedia elements in a multimedia presentation efficiently	<input type="radio"/>	<input type="radio"/>	<input type="radio"/>	<input type="radio"/>	<input type="radio"/>
CO 2	1	I can describe the concept of hardware and software	<input type="radio"/>	<input type="radio"/>	<input type="radio"/>	<input type="radio"/>	<input type="radio"/>
CO 2	2	I can identify hardware	<input type="radio"/>	<input type="radio"/>	<input type="radio"/>	<input type="radio"/>	<input type="radio"/>

Return Reset

b) View Result

Klik menu tersebut untuk memaparkan analisa survey.

ENTRANCE / EXIT FLOWCHART **NEW**

TITLE	Description	Responder	Author	Created	Publish	Tools
Entrance Survey	Please complete this inventory by circling the appropriate ratings	0	Siti Sapura binti Jailani	2012-05-07 12:55:34	<input type="checkbox"/>	
Exit Survey	Please complete this inventory by circling the appropriate ratings	0	Siti Sapura binti Jailani	2012-05-07 12:55:34	<input type="checkbox"/>	

Analisa survey juga boleh dicapai dengan menekan link Survey seperti di bawah :

ENTRANCE / EXIT FLOWCHART

TITLE	Description	Responder	Author	Created	Publish	Tools
Entrance Survey	Please complete this inventory by circling the appropriate ratings	0	Siti Sapura binti Jailani	2012-05-07 12:55:34	<input type="checkbox"/>	
Exit Survey	Please complete this inventory by circling the appropriate ratings	0	Siti Sapura binti Jailani	2012-05-07 12:55:34	<input type="checkbox"/>	

Berikut adalah paparan analisa survey yang telah dijawab oleh pelajar. Pensyarah / RP juga boleh memaparkan analisa mengikut kumpulan seperti paparan di bawah.

Title : Entrance/Exit Survey
 Description : Test
 Author : Siti Sapura binti Jailani
 Created : 2011-06-30 16:13:42
 Scale : 1 :Strongly Disagree , 2 :Disagree , 3 :Mixed Feeling , 4 :Agree , 5 :Strongly Agree

Select Group: All Group
 All Group
 2A - UiTM Kampus Seri Iskandar
 1A - UiTM Shah Alam

Entrance Survey									
No	Student ID	1-1	1-2	1-3	2-1	2-2	3-1	3-2	
1	trunkzstud	2	1	1	1	2	1	1	
2	mas_stud	1	1	2	2	1	1	2	
3	2008219554	1	2	1	2	1	2	1	
Average		1.3	1.3	1.3	1.7	1.3	1.3	1.3	

Exit Survey									
No	Student ID	1-1	1-2	1-3	2-1	2-2	3-1	3-2	
1	trunkzstud	4	4	5	5	4	4	5	
2	mas_stud	4	4	3	4	4	5	4	
3	2008219554	5	4	5	4	5	4	5	
Average		4.3	4	4.3	4.3	4.3	4.3	4.7	

Exit - Entrance									
No	Student ID	1-1	1-2	1-3	2-1	2-2	3-1	3-2	
1	trunkzstud	2	3	4	4	2	3	4	
2	mas_stud	3	3	1	2	3	4	2	
3	2008219554	4	2	4	2	4	2	4	

Frequency (Exit - Entrance)										
No.	Question	-4	-3	-2	-1	0	1	2	3	4
1	t-1-1							1	1	1
2	t-1-2							1	2	
3	t-1-3						1			2
4	t-2-1							2		1
5	t-2-2							1	1	1
6	t-3-1							1	1	1
7	t-3-2							1		2
	Total	0	0	0	0	0	1	7	5	8

c) Edit Survey

Klik menu edit bagi mengemaskini Course Outcome (CO) yang telah dimasukkan. CO yang telah dimasukkan akan hanya boleh dikemaskini apabila tiada responden/pelajar . Menu edit juga akan hanya terpapar apabila bilangan responden adalah 0.

ENTRANCE / EXIT FLOWCHART **NEW**

TITLE	Description	Responder	Author	Created	Publish	Tools
Entrance Survey	Please complete this inventory by circling the appropriate ratings	0	Siti Sapura binti Jailani	2012-05-07 12:55:34	<input type="checkbox"/>	
Exit Survey	Please complete this inventory by circling the appropriate ratings	0	Siti Sapura binti Jailani	2012-05-07 12:55:34	<input type="checkbox"/>	

Title Entrance / Exit Survey

Description Please complete this inventory by circling the appropriate ratings

Scale 1: Strongly Disagree

Scale 2: Disagree

Scale 3: Mixed Feeling

Scale 4: Agree

Scale 5: Strongly Agree

Course Outcome1

- question1 | I can define the term multimedia clearly
- question2 | I am able to recognize multimedia elements correctly
- question3 | I am capable of employing multimedia elements in a multimedia presentation efficiently









Course Outcome2

- question1 | I can describe the concept of hardware and software
- question2 | I can identify hardware

d) Delete Survey

RP boleh delete/remove survey yang tidak dikehendaki.

ENTRANCE / EXIT FLOWCHART

TITLE	Description	Responder	Author	Created	Publish	Tools
Entrance Survey	Please complete this inventory by circling the appropriate ratings	0	Siti Sapura binti Jailani	2012-05-07 12:55:34	<input type="checkbox"/>	   
Exit Survey	Please complete this inventory by circling the appropriate ratings	0	Siti Sapura binti Jailani	2012-05-07 12:55:34	<input type="checkbox"/>	   





Popup message akan terpapar setelah butang delete diklik.

*Resource Person for ILE000 is : Siti Sapura binti Jailani
Semester : NOV - MAR 2012

ENTRANCE / EXIT FLOWCHART **NEW**

Are you Sure to Delete This Survey and All of It's related Files?

OK Cancel

TITLE	Description	Responder	Author	Created	Publish	Tools
Entrance Survey	Please complete this inventory by circling the appropriate ratings	0	Siti Sapura binti Jailani	2012-05-07 12:55:34	<input type="checkbox"/>	   
Exit Survey	Please complete this inventory by circling the appropriate ratings	0	Siti Sapura binti Jailani	2012-05-07 12:55:34	<input type="checkbox"/>	